



Band Virtual Learning

7th Grade Band

April 10th, 2020



7th Grade Band
Lesson: April 10th, 2020

Objective/Learning Target:

Students will be identifying and playing both reviewed and new rhythms by counting and clapping or on their instrument.

Review:

NOTE VALUES AND RESTS

Notes	Names	Rests
	Whole	
	Half	
	Quarter	
	Eighth	

Review:

COUNTING METHOD

- When the quarter note receives one count ($\frac{2}{4}$, $\frac{3}{4}$, $\frac{4}{4}$, $\frac{5}{4}$, etc.), use the following measure-wise counting method (pronounced: one and two and three and four and):

1 & 2 & 3 & 4 &

- For the four-fold division of the beat (sixteenth notes) and its variations, use 1 e & a (pronounced: one ee and a):

1 e & a 2 e & a 3 & 4 &


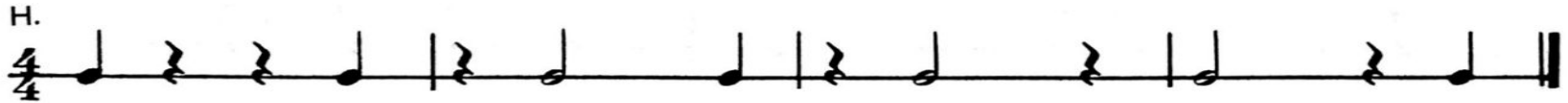

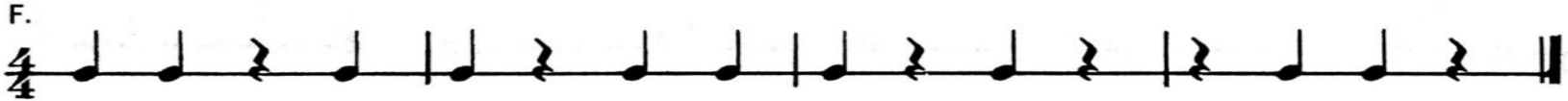
1 & a 2 & a 3 & 4 &

1 e & 2 e & 3 & 4 &

1 (e &) a 2 (e &) a 3 & 4 &

Review of Basic Rhythms

Go through each line. Set a metronome (free online [HERE](#)), count first, then play.
If you have the ability, record and then play back to review your work!



Learning New Rhythms!

Use the new Rhythm Keys to work through the new exercises.
Take it one measure at a time. Go Slow and Steady. Always count first!

RHYTHM KEY 6

Four musical staves in 4/4 time, each with a corresponding rhythm count below it:

- Staff 1: Quarter note, quarter note, eighth note beamed pair, eighth note beamed pair. Count: 1 2 3 & 4 &
- Staff 2: Quarter note, eighth note beamed pair, eighth note beamed pair, quarter note. Count: 1 2 & 3 & 4
- Staff 3: Eighth note beamed pair, eighth note beamed pair, quarter note, quarter note. Count: 1 & 2 & 3 4
- Staff 4: Quarter note, quarter note, eighth note beamed pair, eighth note beamed pair. Count: 1 & 2 3 4 &

RHYTHM KEY 7

Four musical staves in 4/4 time, each with a corresponding rhythm count below it:

- Staff 1: Quarter note, eighth note beamed pair, eighth note beamed pair, quarter note. Count: 1 2 & 3 & 4 &
- Staff 2: Eighth note beamed pair, eighth note beamed pair, quarter note, quarter note. Count: 1 & 2 & 3 & 4
- Staff 3: Quarter note, quarter note, eighth note beamed pair, eighth note beamed pair. Count: 1 & 2 & 3 4 &
- Staff 4: Quarter note, quarter note, eighth note beamed pair, eighth note beamed pair. Count: 1 & 2 3 & 4 &

Practice: Apply Rhythm Key 6

RHYTHM KEY 6

Four musical staves in 4/4 time, each with a repeat sign. The first staff has a quarter note followed by a beamed eighth-note pair, then a quarter note with an accent (&). The second staff has a quarter note followed by a beamed eighth-note pair, then a quarter note with an accent (&). The third staff has a quarter note with an accent (&), followed by a beamed eighth-note pair, then a quarter note. The fourth staff has a quarter note with an accent (&), followed by a quarter note, then a quarter note with an accent (&).

1 2 3 & 4 & 1 2 & 3 & 4 1 & 2 & 3 4 1 & 2 3 4 &

Four musical staves in 4/4 time, each with a repeat sign. The first staff has a quarter note followed by a beamed eighth-note pair, then a quarter note with an accent (&). The second staff has a quarter note followed by a beamed eighth-note pair, then a quarter note with an accent (&). The third staff has a quarter note with an accent (&), followed by a beamed eighth-note pair, then a quarter note. The fourth staff has a quarter note with an accent (&), followed by a quarter note, then a quarter note with an accent (&).

Four musical staves in 4/4 time, each with a repeat sign. The first staff has a quarter note followed by a beamed eighth-note pair, then a quarter note with an accent (&). The second staff has a quarter note followed by a beamed eighth-note pair, then a quarter note with an accent (&). The third staff has a quarter note with an accent (&), followed by a beamed eighth-note pair, then a quarter note. The fourth staff has a quarter note with an accent (&), followed by a quarter note, then a quarter note with an accent (&).

Four musical staves in 4/4 time, each with a repeat sign. The first staff has a quarter note followed by a beamed eighth-note pair, then a quarter note with an accent (&). The second staff has a quarter note followed by a beamed eighth-note pair, then a quarter note with an accent (&). The third staff has a quarter note with an accent (&), followed by a beamed eighth-note pair, then a quarter note. The fourth staff has a quarter note with an accent (&), followed by a quarter note, then a quarter note with an accent (&).

Practice: Apply Rhythm Key 7

RHYTHM KEY 7

1 2 & 3 & 4 & 1 & 2 & 3 & 4 1 & 2 & 3 4 & 1 & 2 3 & 4 &

Let's Get Crazy!

Use all the counting Skills you have and give this a shot. Some rhythms will be no problem, others might trip you up. Don't give up, and always count first.

1 & 2 & 3 & 4 & 1 & 2 & 3 & 4 & 1 (&) 2 (&) 3 & 4 & 1 & 2 & 3 (&) 4 (&)



Let's Check Your Work

This video goes through all of the rhythms from this packet. Use this as a resource to check your work and as a way to be able to practice along with someone!

Click [HERE](#) for video.